



CNH | KEY CLUB

President Contest

SUBMISSION OVERVIEW

SUBMISSION DEADLINE

**Tuesday, February 16, 2021 by
11:59PM PST/HST**

E-MAIL SUBMISSIONS TO:

cnh.kccontests@gmail.com

Subject: President Contest

Body Text: State your full name (First, Last), Region (R##), Division (D##), Club full name and number (H#####)

CC: Yourself and club advisor

The President Contest is a District contest. Eligible applicants must complete the application, as explained in the guidelines, and submit it to the CNH Contest Archive for judging. At District Convention 2021, distinguished contest winners will be announced.

1. Read the President Contest guidelines.
2. Fill out the "Officer Checklist" if you plan to apply for this award.
3. When applying, you must develop an E-Portfolio that consists of a cover page, Officer Checklist, Nomination Form, Proof of Attendance, & supporting documentation.
4. E-mail the E-Portfolio to the CNH Contest Archive (cnh.kccontests@gmail.com). Submissions must be received by Tuesday, February 16th, 2021 by 11:59PM PST/HST.

PRESIDENT CONTEST GUIDELINES

RULES GOVERNING THE DR. WILLIAM HARR'S PRESIDENT AWARD

The Dr. William Harr's President Award shall provide recognition to Presidents who have provided commendable service to others. The CNH Key Club President's Award is given to an outstanding, dues-paid, Key Club President with a minimum of fifty (50) service hours who has done an outstanding job in serving their home, school, and community.

- (1) **E-SIGNATURES:** This application requires electronic signatures (E-Signatures) by the applicant and Faculty or Kiwanis Advisor. E-Signatures for this application are names and contact information provided. E-Signatures represent the fact that the individuals listed have approved the application and supporting documentation. These individuals may be contacted for further verification. Please **do not use digital signatures** or scanned photos of signatures.
- (2) **E-PORTFOLIO:** The final submission for this contest includes an E-Portfolio. An E-Portfolio for this application is defined as one collective portfolio presenting the best pieces of documentation. This E-Portfolio should be a single PDF that includes all merged information.
- (3) **SMALL FILE SIZES:** Application submissions should have a small file size. The following tips are for maintaining this requirement:
 - Include only the best samples of documentation
 - Compress all photos and files before use in your e-portfolio
 - Compress the final e-portfolio file
 - **It may not exceed 10MB**
- (4) Submissions are final. Make sure when you submit you are sure it is the final version. The decisions of judges are final. No changes or re-evaluation will take place after the judges and the Member Recognition Chair have certified the results.
- (5) **OUTSTANDING or DISTINGUISHED officer awards:** Requires the completion and submission of the E-Portfolio, which must include the completed Checklist and forms. Level of recognition will be determined by judging results. Distinguished winners better fulfilled the e-portfolio guidelines. Distinguished winners will receive a medal and recognition at DCON. Outstanding winners will receive a certificate.

The requirements of this E-Portfolio are explained below.

- The entire submission needs to be presented in one E-Portfolio.
 - o It may not exceed 10MB.
 - o It may not exceed 54 pages total.
 - Save as a PDF. Label the file: **President_LastNameFirstName**
 - All required items for the E-Portfolio are listed on Page 2.
- (6) **DUES-PAID:** In order to be eligible to apply for this contest, you must be a dues-paid member by December 1st.

CNH District **Member Recognition Committee**
Questions, Comments, Concerns?

Antonio Quesada | Member Recognition Chair | cnhkc.mr@gmail.com

PRESIDENT JUDGING RUBRIC

1. **Cover Page** Page Limit: 1
Personal Creation, No Form Provided
 - a. Name of Nominee
 - b. Position and Term
 - c. Home Club, Division, and Region
 - d. Picture of Applicant**Nomination Form** Page Limit: 2 | **(5 pts max)**
On the provided form, indicate:
 - e. Name of Nominator
 - f. Table of Contents
 - g. Statement of Nomination | Word Limit: 1,000
2. **Dividers** Page Limit: 8 | **(5 pts max)**
A one page divider is required to precede each section. It should contain the following information:
 - a. Section Title with a personal reflection
 - b. Personal Reflection: *addresses personal growth, accomplishments, explanation of section, list of evidence not included, or other details that may assist judges in determining scoring.*
 - c. Relevant pictures to the section or reflection.
3. **Letter(s) of Recommendation** Page Limit: 3 | **(10 pts max)**
 - a. These are used as testimonies to support your overall E-Portfolio. Letters will portray the efforts you've made as a Club President, as well as the growth demonstrated in the past year.
 - b. Maximum of 3 letters of recommendation.
4. **President Checklist** Page Limit: 1 | **(10 pts max)**
 - a. The checklist must be completed *as thoroughly as possible* with at least two individual E-Signatures and their respective contact information.
 - b. At least two individuals confirming your checklist MUST include BOTH of their initials in the club standards, accomplishments, and attendance boxes
5. **Proof of Attendance** Page Limit: 3 | **(10 pts max)**
 - a. This form displays projects you've attended, how Make sure that this form is certified by the Club Advisor and the Club President or the Club Secretary.
 - b. Make sure that this form is certified by the Club Advisor and the Club President or the Club Secretary.
6. **Club Achievements** Page Limit: 5 | **(15 pts max)**
 - a. As President, you oversee the success of your club. You should be setting goals at the beginning of the year and following through in achieving these goals. This section must focus on showcasing a minimum of four of your club's accomplishments throughout the past year in service, membership, philanthropy, etc.
7. **Agendas** Page Limit: 10 | **(10 pts max)**
 - a. Presidents are responsible for facilitating all board and general meetings. In this section, provide one exemplary agenda for each quarter.
Quarter 1: March-April-May-June
Quarter 2: July-August-September
Quarter 3: October-November-December
Quarter 4: January-February (see FAQ)
8. **Kiwanis Relations** Page Limit: 5 | **(10 pts max)**
 - a. Key Club International is sponsored by Kiwanis International. This section must focus on how you as President have interacted or collaborated with your sponsoring Kiwanis Club and Kiwanis family members.
 - b. Include at most 4 examples.
9. **Communication** Page Limit: 5 | **(5 pts max)**
 - a. This section must focus on your communication with the members, with your club, division, district, and advisors. Sample e-mails, letters, and so forth may be utilized.
Section 1.01
10. **Miscellaneous** Page Limit: 10 | **(5 pts max)**
 - a. This section may focus on any additional contributions you have made as a club president, include as many quality examples as you can.
11. **Graphic Standards** | **(10 pts)**
 - a. Your E-Portfolio will be judged on sections 1 through 10. As a whole, it must demonstrate your knowledge of **Graphic Standards**.
12. **File Size** | **(5 pts)**
 - a. If the E-Portfolio **file size** is less than or equal to 10 MB and 54 pages, it will earn **5 point**

FORMS:

All forms are located on the last few pages, but can be accessed here individually either in Google Drive (Fillable Slide) or PDF:

- Nomination Form: [Google](#) | [PDF](#)
- Checklist: [Google](#) | [PDF](#)
- Proof of Attendance: [Google](#) | [PDF](#)

Refer to FAQ #12 for more information on accessing and filling out forms.

FREQUENTLY ASKED QUESTIONS

1. How do I receive E-Signatures?

Send an email to respective people you would like to receive signatures from, asking permission whether you may include their names as proof of your efforts. After their approval, you may input their names. There is no physical signature. It is the name and contact information of the necessary individuals, typed.

You may only include those who are verifying completion of the checklist items.

INITIALS	POSITION	E-SIGNATURE	E-MAIL	PHONE W/ AREA CODE
GA	Faculty Advisor	Golden Advisor	goldenadvisor.cnh@gmail.com	(555) 555-5555
	Kiwanis Advisor			
GL	Key Club Lt. Governor	Golden Leader	d99.cnhkc.ltg@gmail.com	(999) 999-9999
	Kiwanis Lt. Governor			

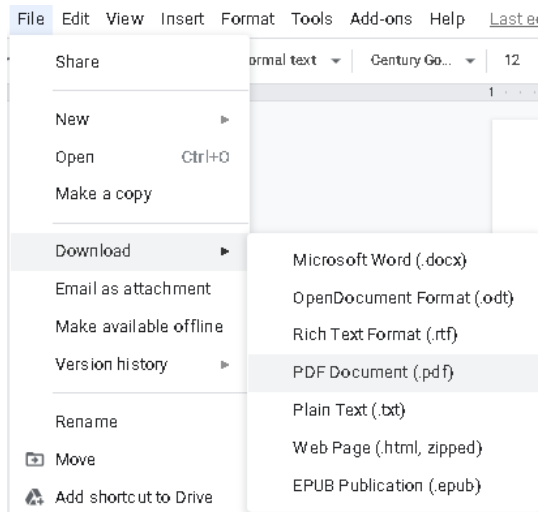
2. What does "CC" mean?

CC stands for carbon copy. To carbon copy is to send an identical e-mail to a given recipient. To do so, when sending an e-mail, there will be a button with the letters "CC" and by clicking it, you will be enabled to type the address you would like to copy to, in this case, yourself.



3. On what application do I make the E-Portfolio and how do I convert it to a PDF file?

Google Slides is a good and free application to use; you can also use Publisher, Word, Photoshop, and PowerPoint. When saving a file in Google Slides, go to "File", then "Download" and you will see the PDF option. To find more information on how to make an e-portfolio visit the [CNH Youtube Channel](#).



4. How do I merge two or more separate PDF files into one?

Use online applications, such as <https://www.pdf2go.com>.

5. How do I compress PDFs and photos?

PDFs: <http://smallpdf.com/>

Photos: <https://imagecompressor.com/>

(Keep in mind, a "JPEG" photo is already small enough, and would not need any compression)

FREQUENTLY ASKED QUESTIONS

6. **What is the difference between OUTSTANDING, and DISTINGUISHED Recognition?**

For Outstanding and Distinguished, you **must** complete the E-Portfolio, which includes the checklist but depending on the points received when judged, you will either be awarded Outstanding or Distinguished. Distinguished candidates have better fulfilled the requirements. Distinguished winners will receive a medal and walk on stage for DCON. Outstanding winners will receive a certificate at DCON.

7. **What do I write in the DIVIDERS?**

Focus on your growth, problems, achievements, and learning moments in each of the categories. It is a page dedicated to personal reflection, so there is no strict format. Reflections should be written in paragraph format. You also may include related pictures with captions.

8. **From whom do I receive letters of recommendation?**

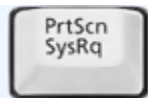
Somebody who has seen your work and dedication in your Key Club term will be an appropriate person to write the recommendation. It may be a Faculty Advisor, Kiwanis Advisor, Region Advisor, another club officer, your Lieutenant Governor, or any other person who can verify your dedication to Key Club.

9. **For the Certification of Originality where I need to get E-Signatures, what if my Kiwanis Advisor is also the Kiwanis Lt. Governor? Do I put his/her name twice?**

No, only put that person's name once if he/she happens to fill both those positions. In that case, you will need to find another individual (either the Faculty Advisor or Key Club Lt. Governor) to provide his/her E-Signature.

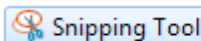
10. **How do I showcase e-mails in COMMUNICATION?**

Use the screenshot functions on your computer. A keyboard should have a key with the words, "PrtSc" or some variation of it, which you can use to screenshot. On Mac use command+shift+4 and drag the cross over the area you would like to screenshot. Go to the email, screenshot it, crop out any unnecessary parts of the picture, and paste it onto your document. You can scan letters and paste them to your document as well. Windows computers also have the snipping tool, which allows you to screenshot while cropping.



or

Programs (1)



11. **Why is Quarter 4 included for months I need to submit meeting agendas if the deadline for submissions is before Quarter 4 ends?**

Even though the application is due before Quarter 4 ends, you still have the ability to submit meeting agendas from either January or February.

12. **How do I transfer the forms provided on this file, such as the Nomination Form or the Proof of Attendance, to my E-Portfolio?**

You can access the google slides links to the single PDF files of each form in the rubric. Once you go to the google drive link, you would press file > make a copy. Now, you can fill out the form and copy and paste the slide into your e-portfolio or save it as a PDF. Other ways include using Adobe Acrobat with the single file PDFs in the rubric or using Microsoft Word. If you have questions or problems with this, then please email Member Recognition Chair at cnhkc.mr@gmail.com

13. **Do all the sections of the portfolio need to utilize graphic standards?**

The whole E-Portfolio needs to utilize graphic standards. This applies to any documents that are added into the E-Portfolio as well, apart from Letter of Recommendation and anything sent to you. Colors can be customized and appropriate fonts are preferred. A guide to Key Club graphic standards can be found <https://www.keyclub.org/resources/key-club-brand-guide/>. Graphics such as seals, pencils and other logos can be found at <http://cnhkeyclub.org/resources/graphic>.

14. **What will the person who signs their E-Signature phone number and email be used for?**

Random checks will be made to make sure that the person whose name is in the E-Signature section actually approved of what was being submitted. The member recognition committee has the right to disqualify those who do not get authentic E-Signatures.

CNH District **Member Recognition Committee**

Questions, Comments, Concerns?

Antonio Quesada | Member Recognition Chair | cnhkc.mr@gmail.com

PRESIDENT CHECKLIST and ENTRY FORM

This checklist must be completed in order for you to be recognized as Outstanding or Distinguished. **You will need at least two individuals to verify that you have completed the items on the checklist. Each box in the checklist should have two sets of initials.** These individuals must place their initials or provide you permission to place their initials in the appropriate column. Not all boxes need to be checked to be eligible to apply. Under the attendance portion, officers will receive full points for at least 5 of 6 items are checked.

NOMINEE INFORMATION

Nominee Name: _____

Key Club: _____ Club #: _____

District: **California-Nevada-Hawaii** Division: _____ Region: _____

CHECKLIST

INITIALS	ITEMS AND REQUIREMENTS
<i>Club Standards</i>	
	Membership: Paid club membership dues by December 1 st
	Service: Provided a minimum of 50 service hours as per Key Club International Constitution & By-Laws
	Club Status: Home Club is in good standing and has paid dues
<i>Work Accomplishments</i>	
	Administration: Led the majority of club general meetings and a minimum of eight (8) board meetings
	Reporting: Assisted Vice President in training and Kiwanis family relations, assisted Secretary with timely submission of all reports (elections, monthly, and officer reports), assisted Treasurer with timely dues submission to Key Club International by December 1, and assisted Editor with news articles
	Leadership Qualities: Promoted and exemplified the Key Club International Core Values, led by example, motivated the members, was receptive to new ideas, and made an effort to meet new members
	Club Analysis: Completed an analysis of your club to identify areas of strength, areas needing improvement, and membership interest (Needs to be more specific. Anyone can simply list these things out.)
	Membership Education: Promoted active participation by new and returning members and promoted revitalization of inactive members
	Leadership Skills: Developed effective problem-solving skills, helped to resolve issues, and promoted leadership development of future leaders
	Club Communication: Communicated on a monthly basis with the membership (phone, electronic, in person, etc.), with the Faculty/Kiwanis Advisor, and with the sponsoring Kiwanis Club
	Division Communication: Communicated on a monthly basis with the Division Lieutenant Governor and/or Region Advisor
<i>Attendance</i>	
	Club Meetings: Attended seventy-five percent (75%) of all club general meetings
	Board Meetings: Attended seventy-five percent (75%) of all club executive board meetings
	Division Council Meetings: Attended a minimum of six (6) Division Council Meetings
	Kiwanis Meetings: Attended a minimum of one (1) Kiwanis Division Council Meeting or attended a minimum of three (3) general Kiwanis meetings
	Training Conference: Attended the Officer Training Conference or Region Training Conference
	President Workshop: Attended the President Workshop at District Convention, International Convention, Officer Training Conference, or Region Training Conference

CERTIFICATION OF ORIGINALITY

This certifies that we, the undersigned, verify the completion of the aforementioned requirements by the individual named on this application. All appropriate criteria have been identified on this form.

Identified requirements must be met in order to be eligible for this recognition. It is also understood that the decisions of the judges are final, and no changes, alterations, or re-judging will take place after the judges and the Member Recognition Chair have certified the results. NOTE: All names, initials, and contact information are ONLY required if used as verification. REMEMBER: There must be at least 2 out of 4 people verifying task completion. Signatures from the school representative and the Kiwanis Club representative may not be by the same person.

You may only include those who are verifying completion of the checklist items.

INITIALS	POSITION	E-SIGNATURE	E-MAIL	PHONE W/ AREA CODE
	Faculty Advisor			
	Kiwanis Advisor			
	Key Club Lt. Governor			
	Kiwanis Lt. Governor			

PRESIDENT NOMINATION FORM

NOMINEE INFORMATION

Nominee Name: _____ Nominated By: _____

Key Club: _____ Club #: _____

District: **California-Nevada-Hawaii** Division: _____ Region: _____

TABLE OF CONTENTS

Complete the Table of Contents by listing the different focus areas in each application item and by adding the page number for which the listed sections begin. This should also help you place the items in the correct order.

ITEM	FOCUS AREAS	START PAGE
Cover Page		1
Nomination Form		2
Section 3	Letter(s) of Recommendation	
Section 4	President Checklist	
Section 5	Proof of Attendance	
Section 6	Club Achievements	
Section 7	Agendas	
Section 8	Kiwanis Relations	
Section 9	Communication	
Section 10	Miscellaneous	

STATEMENT OF NOMINATION

May be completed on this page, and/or on 1 additional page.

Why should this president be recognized? Word Limit: 1,000

PROOF OF ATTENDANCE

NOMINEE INFORMATION

Nominee Name: _____
 Key Club: _____ Club #: _____
 District: **California-Nevada-Hawaii** Division: _____ Region: _____

CERTIFICATION

The E-Signer must be your club Secretary or Faculty/Kiwanis Advisor. Presidents may not sign-off their own form.

E-Signature: _____ E-Signer's E-mail: _____
 E-Signer's Position: _____ E-Signer's Phone Number: _____

ATTENDANCE

Project, Activity, Event	Date	Level of Activity				Service Hours
		Club	Division	District	International	
1.						
2.						
3.						
4.						
5.						
6.						
7.						
8.						
9.						
10.						
11.						
12.						
13.						
14.						
15.						
16.						
17.						
18.						
19.						
20.						
21.						
22.						
23.						
24.						
25.						
26.						
27.						
28.						
29.						
30.						
31.						
32.						
33.						
34.						
35.						
36.						
37.						
38.						
39.						
40.						
(a)						Total Service Hours